

**@Macarlo, Inc. Web & News**  
THE STATE-OF-THE-ART IN WEB TECHNOLOGIES



•Owned by @Macarlo Networks, Inc.  
ONLINE SINCE 1997

Now you can register your domain here at special price!

@Macarlo  
Name

.COM .ORG .NET

**EXCLUSIVE REVIEW**

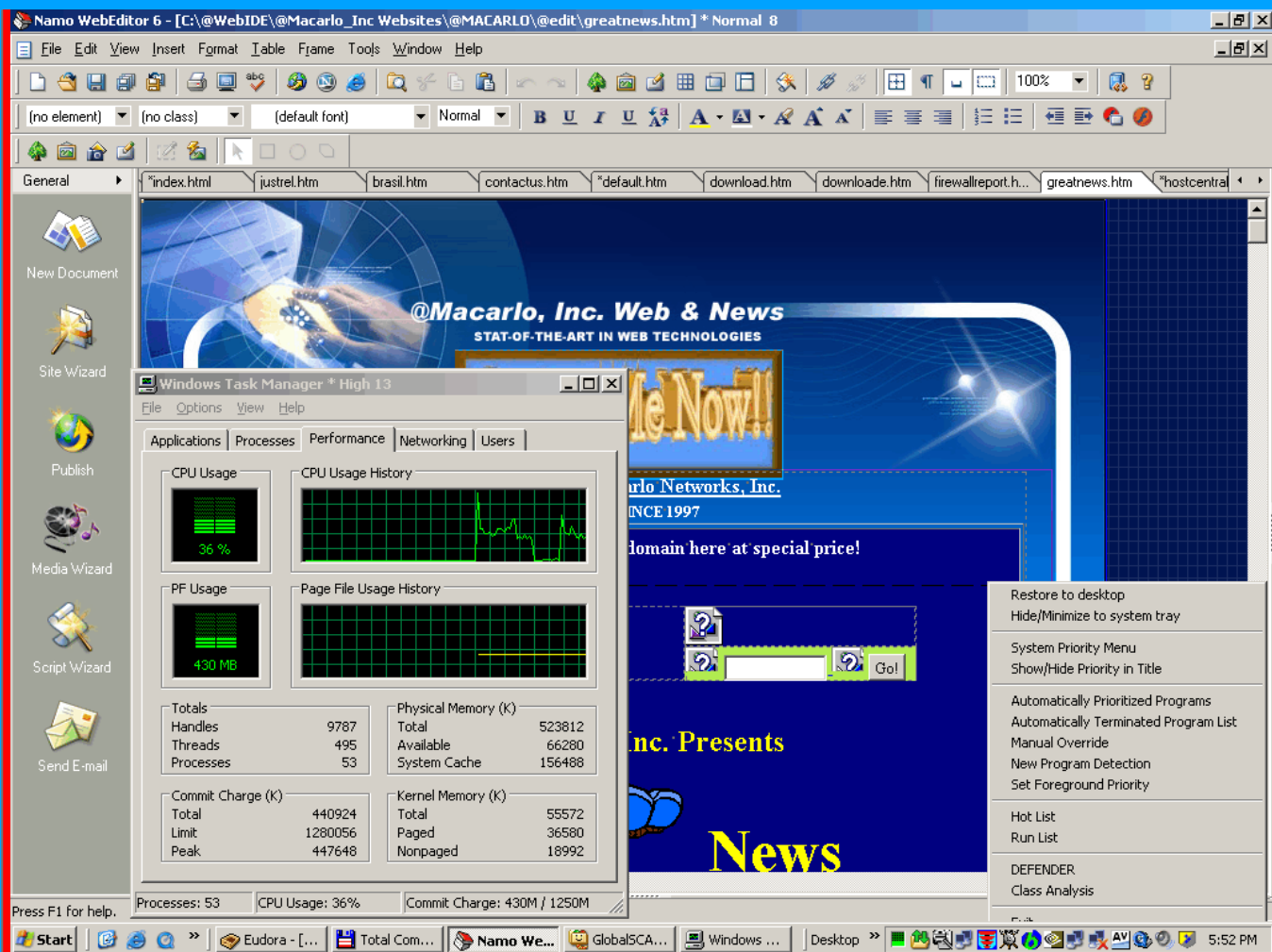
updated **Priority Master 5**

**THE STATE-OF-THE-ART IN  
WINDOWS MULTITASKING**



The Maximum: 5 Butterflies

Source: <http://macarlo.com/prioritymaster5.htm>



**Photo above shows Namo Web Editor 6.0 running just fine on @Macarlo's Windows 2003 Server Enterprise Edition Web IDE prioritized at Normal 8 by Priority Master version 5.1. Detail: Namo is working with 75 web pages opened in design mode at the same time...CPU used is only 36%. Simultaneously Eudora is downloading some hundreds of e-mails prioritized at High 13 and Cute FTP is uploading an entire website to my server in Dallas, TX.**



**In Affiliation with CNET, Inc.**



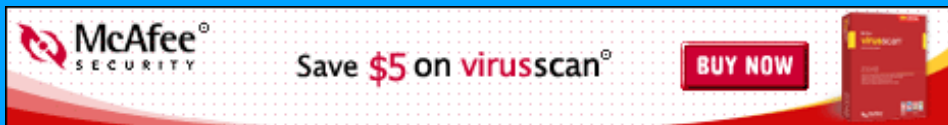
**Visit Win 2000 Pro Evaluated by @Macarlo  
Windows 2000 Professional Beta Tester  
(Screenshots by Embellish)**

**=@MACARLO MICROSOFT= =@MACARLO YAHOO= =@MACARLO WEBALIAS= =@MACARLO ALTAVISTA=**

@Macarlo's Websites default tools



Photo above shows Priority Master 5.1 Program Class Distribution Analysis and Physical Memory Status feature displayed on my Windows Server 2003



*Hi, Windows users...*

*I'm just running on my Windows Web IDE the most recent version (5.1) of this fantastic Priority Master invented by Ted Waldron III, from TX, US. With this soft I finally saw a Windows Server works as a workstation with icredible high*

*performance and authentic multitasking capability. Then, I rated this version 5 Butterflies:*



The Maximum: 5 Butterflies



*Macarlo, Chairman*

*@Macarlo Networks, Inc.*

---

**SUPER MULTITASKING!**  
**Using Priority Master 2004 for Windows NT/2K/XP**

---

The award winning Priority Master software, created on 1996 (OS/2 Version 2.6) by the developer Ted Waldrom III (ScheduPerformance) and constantly improved has launched on 2005 a fantastic new version, just updated to 5.1, that enhances all Windows Operating Systems elevating it to the state-of-art in multitasking actions. As all Windows users known this OS have not an accurate multitasking performance in its native mode. Just because this hole some users have been migrated to Linux, Mac etc and OS/2 users are eternally joking about Windows. Well, I'm a farmer OS/2 user, since the first version of this magnificent Operating System orphaned by IBM due echnomycal pressures and globalized interests conducted by Microsoft on the World, and my firts contact with Priority Master was just running OS/2. A friend from the biggest OS/2 software reseller on this planet, BMT Micri, Thomas Bradford, was suggested me to improve OS/2 performance more again in order to have a new and incredible multitasking experience, purchasing Priority Master.

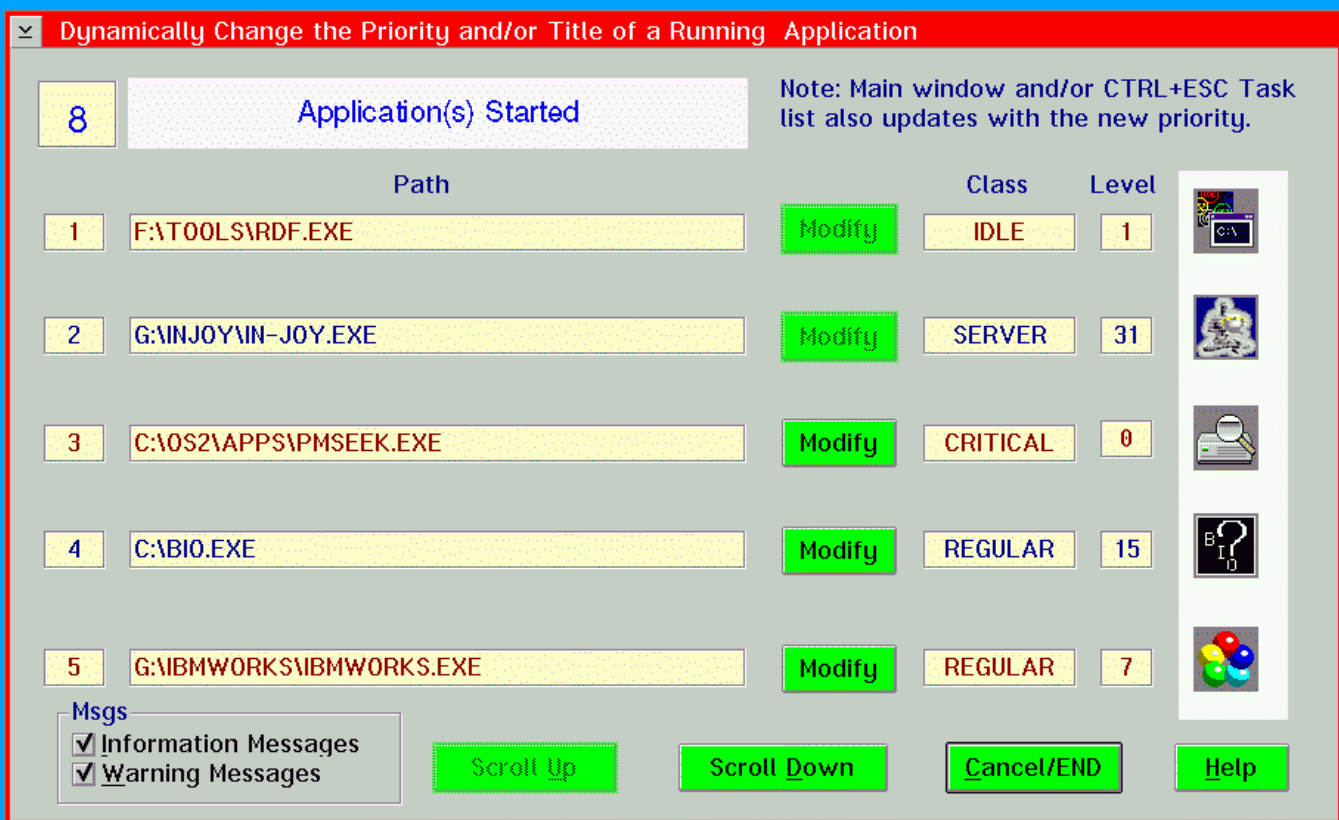


Photo above shows Priority Master version 2.6 improving various softs on my OS/2 Warp 4.0 on 1967

Yeah, folks, really I saw by the first time in my life an Operating System running as a rocket, in extra-ultra high performance with this little and magical soft. On these old times I was writing, producing and sending to all countries books made with OS/2 Warp 4.0, Aldus Page Maker 4.0 and Corel Draw running in Windows emulated mode by this OS/2. At the same time I was working on the Net, formatting dozens of diskettes, checking disks and writing CDs using a German soft. With the help of Priority Master I have performed ALL of these tasks at the same time, everyday, without freezings or another troubleshooting. When IBM decided to shutdown its OS/2 development I migrated to Windows platform and continued using Priority Master. Now, with this new version, I'm thinking that Priority Master has been elevated its optimization level to the maximum. Currently I'm running Windows 2003 Server Enterprise Edition as a workstation and I have not any problem - just because I improved this Windows monster with Priority Master version 5.

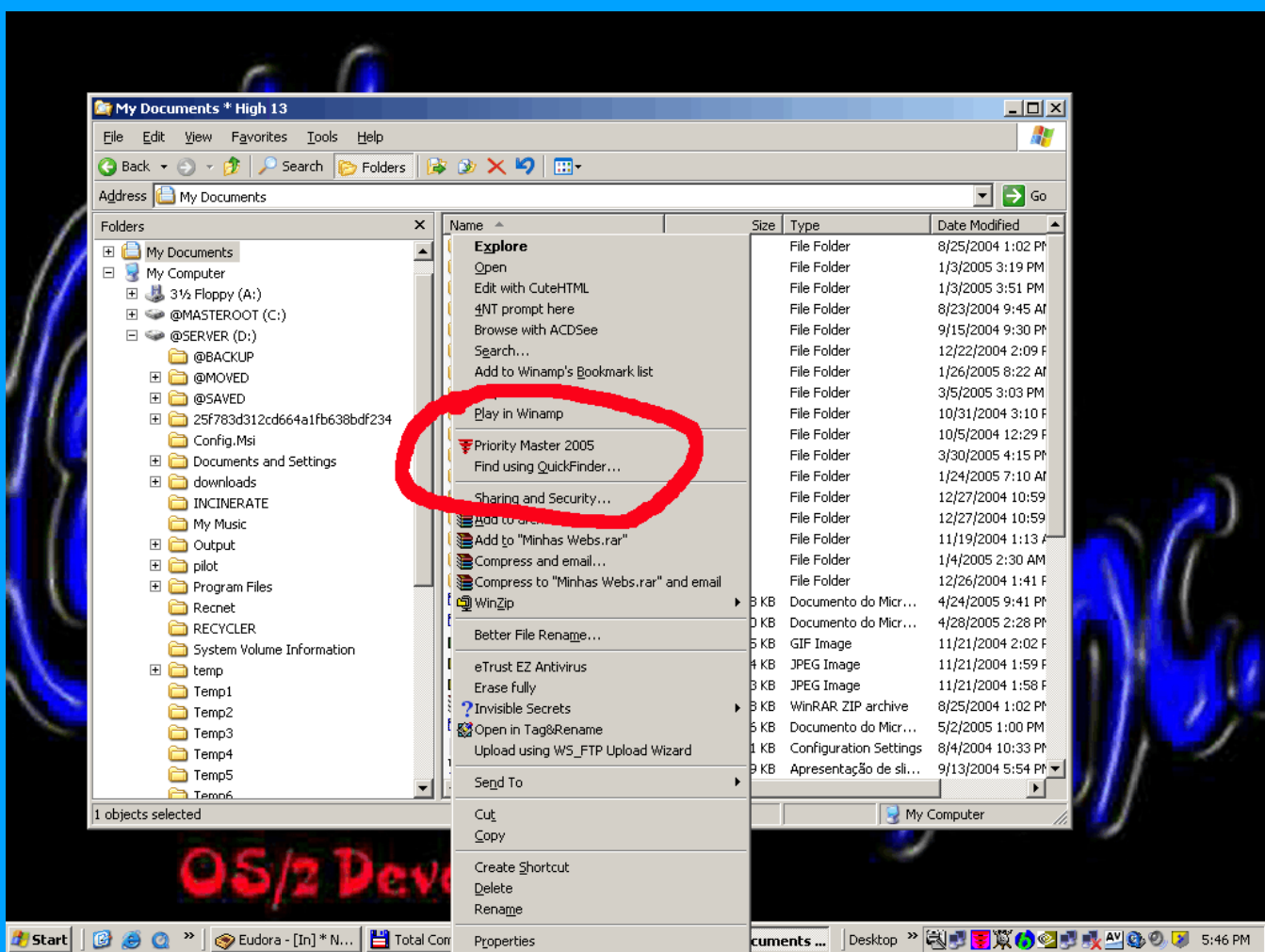


Photo above shows Priority Master 5.1 option in Windows Explorer popup, a new feature

New Features in Version 5.1: OK. LETS REVIEW PRIORITY MASTER 2005 V5.1:reddot.gif (334 bytes)1 CLICK TO PERMANENTLY SET THE PROCESS PRIORITY!reddot.gif (334 bytes)1 CLICK TO FIND HIDDEN PROGRAMS RUNNING ON YOUR MACHINE AND ROBBING YOU OF ALL OF ITS POWER!reddot.gif (334 bytes)1 CLICK TO PERMANENTLY TERMINATE "BAD" PROGRAMS FOREVER!

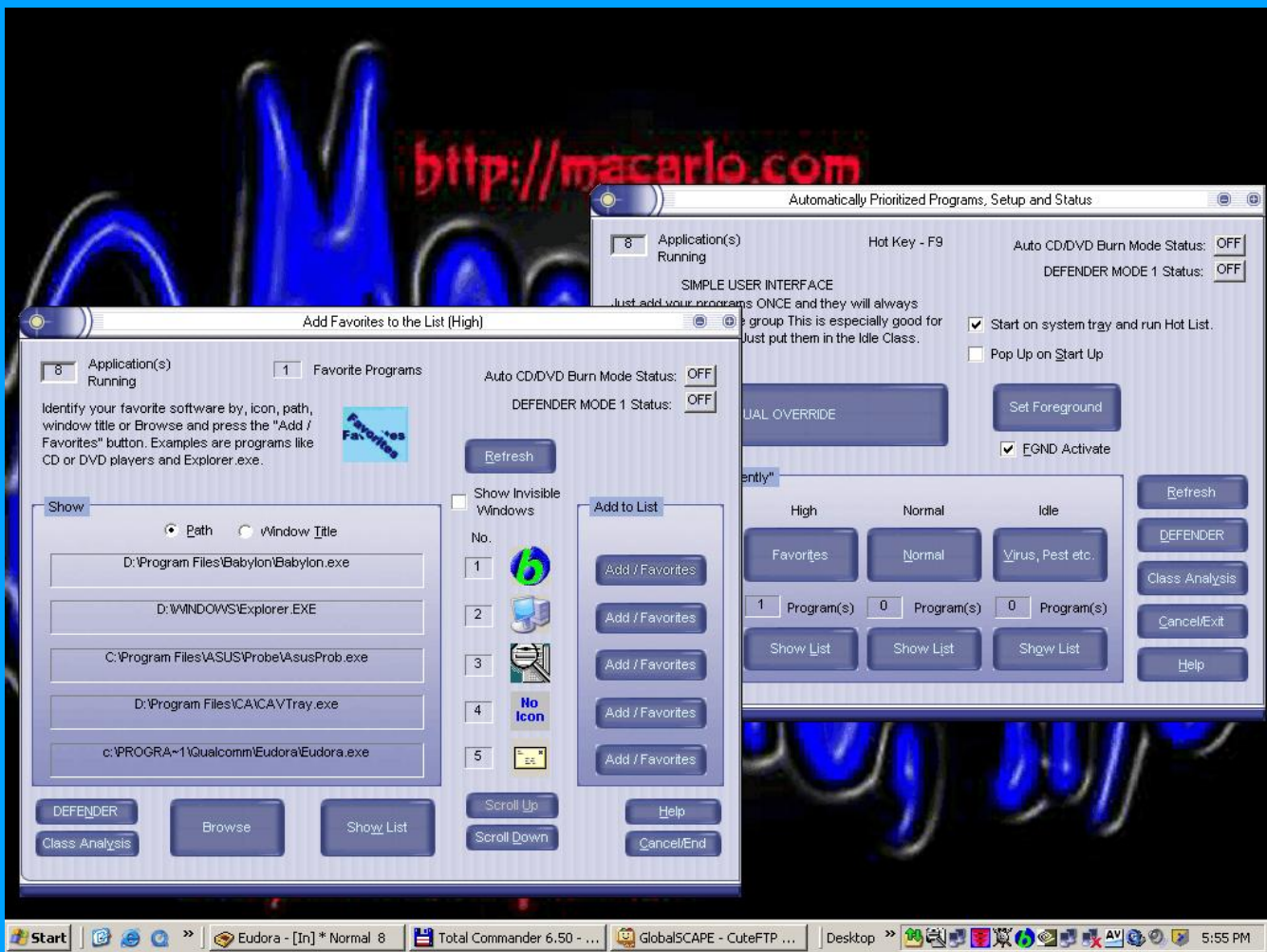


Photo above shows Priority Master 5.1 Automatically Prioritized Programs, Setup and Status, a new feature

Instantly effective in just default mode! The huge foreground boost makes the active program very responsive. Add a few programs into the automatically prioritized program list and get a massive performance increase! Priority Master 2005 will put your Windows NT/2K/XP machine on FULL AUTO-PILOT ALL OF THE TIME. Get fast responses even in medium and heavy multitasking! It is really a process priority wizard! Get access to all 28 priority levels with the Hot and Run Lists! Set the process priority permanently directly from the desktop icon or the explorer!



Photo above shows Priority Master 5.1 menu displayed on my Web IDE desktop

You never want the program to set it's own priority. You always want to assign a specific background priority level using Priority Master 2005 and let the Foreground boost make it responsive when you need to change settings or just do some of the programs options. This way, you set the exact priority of a number of programs that are hogs and can run lots of programs at the same time. You can even put several at the same level. Choose: Wait on resource hogging programs to finish, continue to tolerate slow responses with just a handful of programs OR permanently set the process priority for full speed all of the time for just \$29.95! Priority Master 2005 has power you can feel immediately!

Detect and terminate unwanted programs. Increase security and peace of mind with automatic detection and list based program name auto termination. Rid your system of spyware, adware and whoknowswhatware! Only let the programs that YOU want to run actually run on your machine! Get FULL POWER not half power and GET IT ALL OF THE TIME!



Photo above shows Priority Master 5.1 Defender feature displayed on my Windows Server 2003

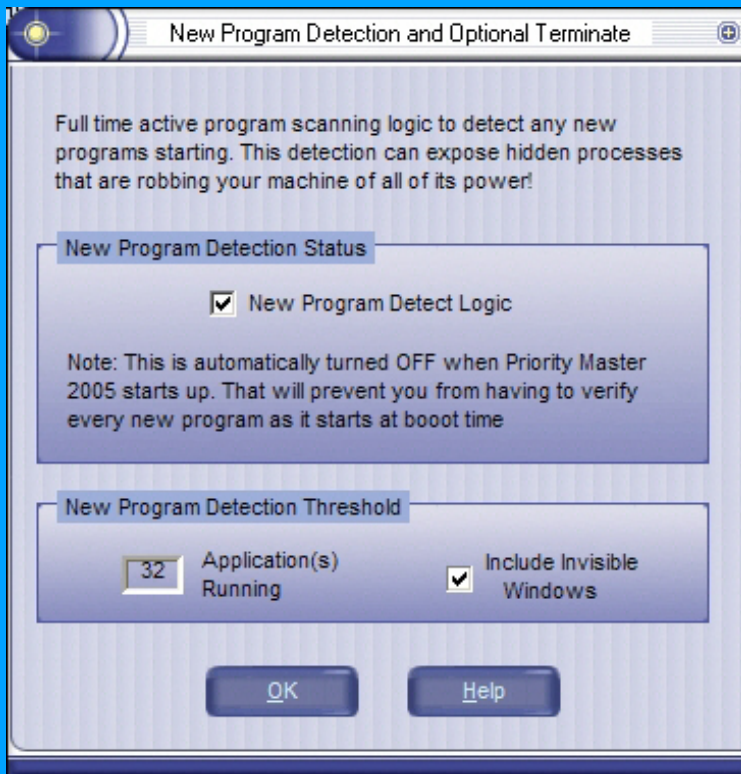
## New and Special Features Added

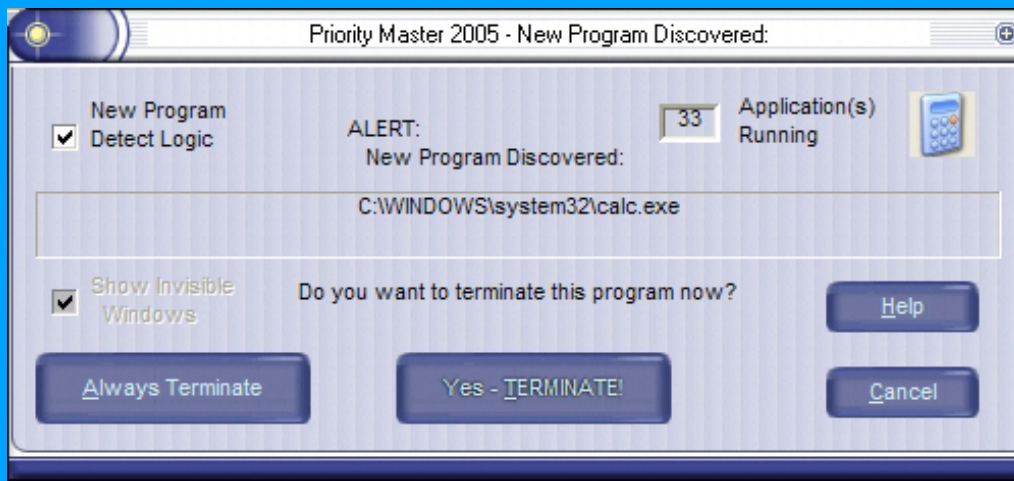
Version 5.1.1 - Added 8 new asynchronous colorful semi-transparent splash screens. Fixed bug in window priority update logic and improved priority scans to reduce "flashing" of the priority in the main window title.

Version 5.1 - New features added:



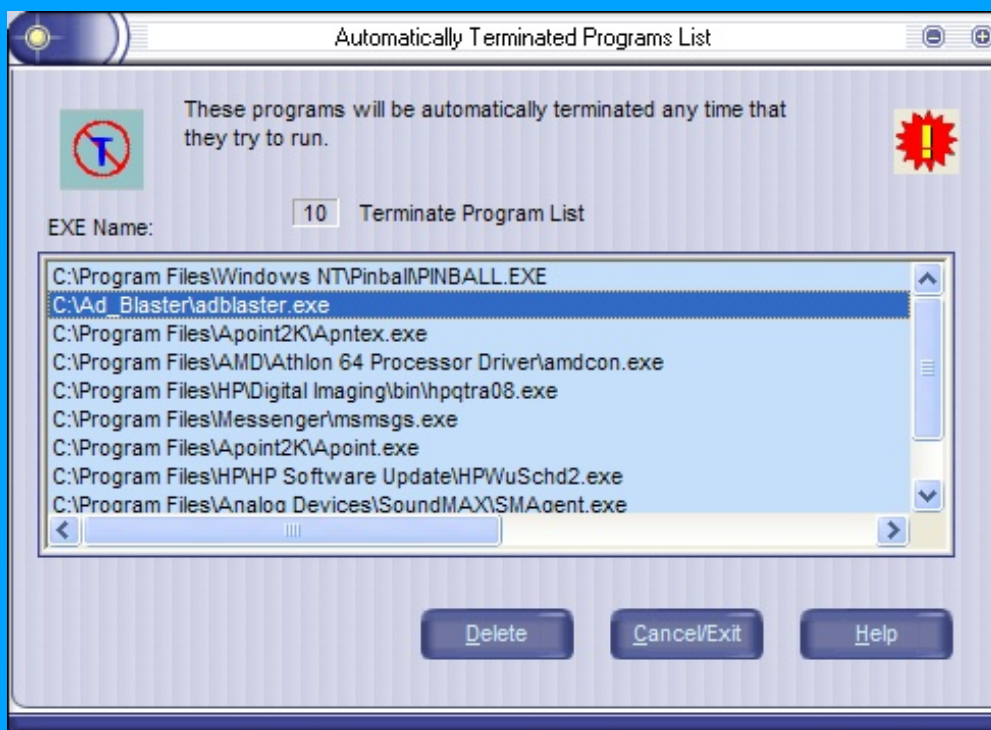
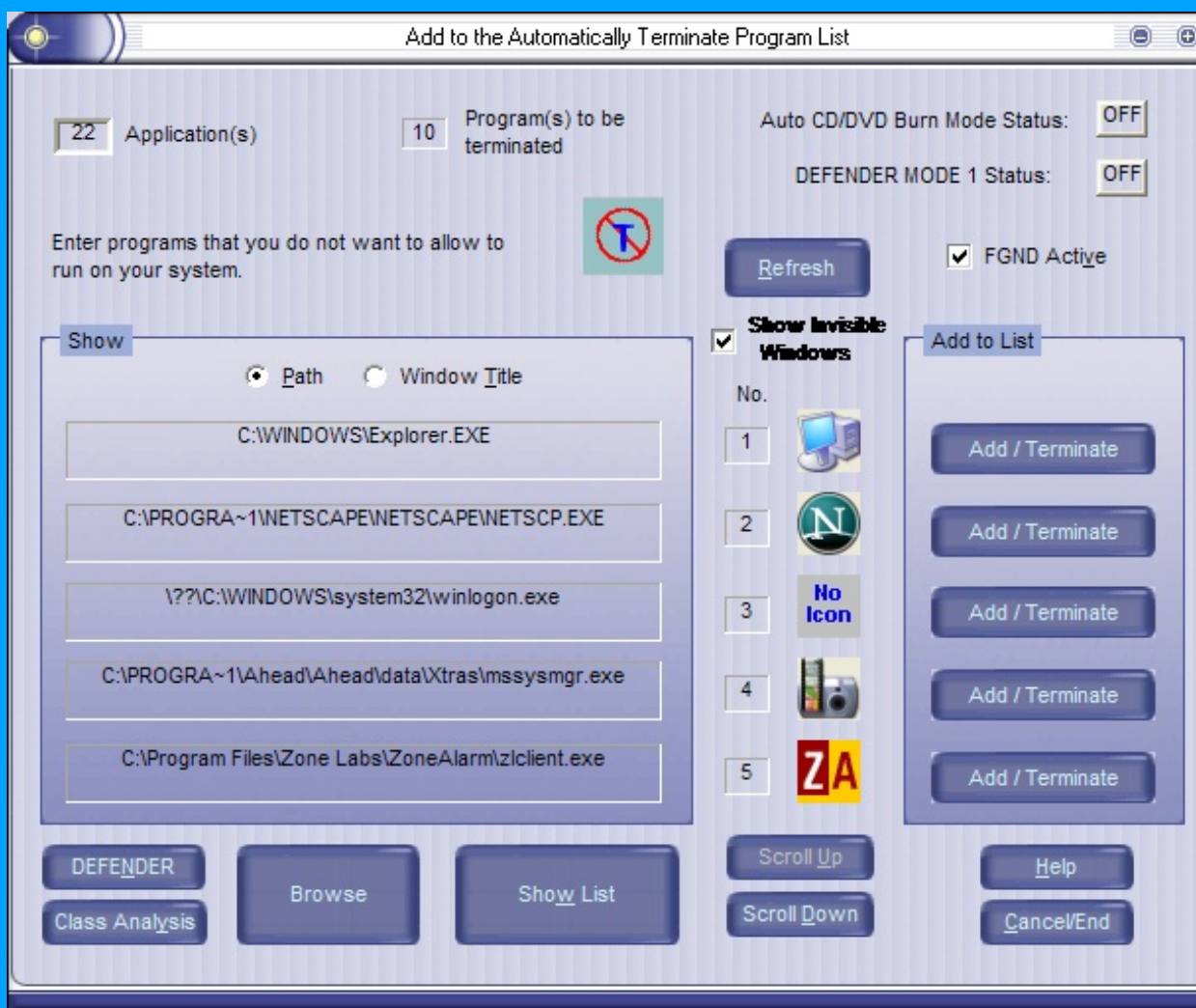
1) Added **New Program Detection and Optional Termination** as a new toolbar item. Just as it says, you can find all of those sneaky programs that are running and robbing your machine of all of its power! You can track all processes or just processes that display on the task list. This will display the path, icon and you can terminate the current task only, add the name to the list of programs to be terminated any time that they try to run or ignore and continue. Screen shots:





2) Added **Automatically Terminated Programs** list as a new toolbar item. Just as it says, add the program name to the list and it will be terminated any time that it tries to run. It allows you superior performance and security. You can do things like prevent your 8 year old son from running certain programs! Unless the person knows that Priority Master is preventing the program running, it will be very difficult to determine why the program will not run. This also good to prevent spyware and adware programs from running on your machine. This has been integrated exactly like the existing automatically prioritized programs dialogs. Screen shots:






Also added support for Firefox as a web browser when using the web-site from the main window. A

spin button for a delay in seconds was added to the Hot List to allow some time between the applications starting. Online Help was added for the new features and for the Normal priority automatically prioritized list. The version number was added to the system tray icon and the new toolbar items were added to the system tray menu. The first time that you selected the Favorites, the dialog would flash and this problem has been resolved. Additional minor cleanup items were also added.

## About ScheduPerformance

The company was founded in 1993 to market the Priority Master application and consulting services. It is located in the Austin area in Texas.

- I have extensive experience in Operating systems and applications development relating to CPU scheduling on single, dual and multiprocessor configurations - says Ted Waldrom III (photo at right) in his website. "These systems are and have been used for military and commercial flight simulation, direct numeric control, nuclear reactor simulation, space shuttle simulation, world wide financial processing and transactions processing such as ATM's. There have been several international publications and US patents relating to CPU scheduling policies published. The amazing Priority Master application encapsulates these various CPU scheduling methodologies and that enables the user to achieve unprecedented levels of multitasking productivity." -says.



The mission of ScheduPerformance is to integrate the advanced multi-tasking concepts as described in the US Patent and Trademark Office #5,428,789 into the mainstream computing public. These concepts have been integrated into IBM's OS/2\* (Version 2.6 on Warp 3 & 4) and the Windows\* (Version 5.1 on NT4/2K/XP) platforms. The problem that the patent addresses is that program and system responses deteriorate rapidly on both platforms when running multiple programs. This is due to the CPU starving effects of running multiple programs at the same priority. Both platforms employ a default priority policy and all programs at the same priority have equal execution eligibility. When the end-user assigns unique priority levels that span the priority range, enormous performance benefits are automatically achieved. The Priority Master application greatly extends the natural multitasking capabilities of both platforms because it is impossible for the base operating system to know which applications will be most important to the end-user in multitasking scenarios. Priority Master is specifically designed to dramatically improve the inherent multitasking capabilities of the operating system's inferior default CPU scheduling policies and give this priority setting power directly to the end-user where it belongs. Priority Master means: Power to the people!

For complete informations on Priority Master you can visit its website at:

<http://prioritymaster.com/>

Simply the Best  
Internet Experience



**@Macarlo, Inc.**  
**@Macarlo's Shareware & Web**

**OS/2**

**Java Lobby Member**  
**Java Site Accredited**

**[\[TOP\]](#) [\[HOME\]](#) [\[INDEX\]](#)**